

# PORSCHE 911 GT3 RS

MFR'S SPECS

C/D RESULTS

Price (AS TESTED)

**\$143,995**

BASE: \$124,060

**Vehicle type:** rear-engine, rear-wheel-drive, 2-passenger, 2-door coupe  
**Options:** Porsche Ceramic Composite Brakes, \$8840; Light Green paint, \$3070; GPS navigation, \$3070; leather interior, \$2995; bixenon headlamps, \$1090; chronograph, \$690; floor mats, \$140  
**Standards:** power windows and locks, remote locking, cruise control, tilting and telescoping steering wheel  
**AV system:** Porsche; AM, FM radio; CD player; 6 speakers

**Fuel Capacity**

17.7 gal



EPA		C/D OBSERVED
CITY	HWY	
15	22	16

## INTERIOR

### RESTRAINT SYSTEMS

**Front:** manual 3-point belts; driver and passenger front, side, and curtain airbags

### SEAT ADJUSTMENTS

**Front:** fore-and-aft, seatback angle, rear height

### MEASUREMENTS (in)

	Head	Leg	Shoulder
FRONT	38.4	43.2	51.5

SAE VOLUME	Front	Luggage
	48 cu ft	11 cu ft

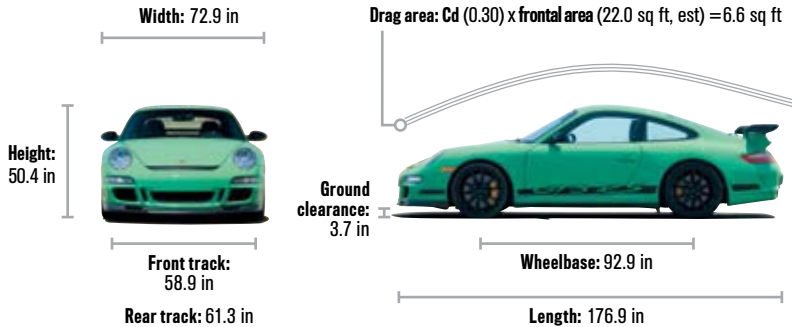
## DIMENSIONS

**WEIGHT:** Curb: 3180 lb Per horsepower: 7.7 lb

**TOWING CAPACITY:** 0 lb

**DISTRIBUTION:** Front: 38.4% Rear: 61.6%

**GVW:** 3704 lb



**Chassis type:** unit construction

**Body material:** welded steel and aluminum stampings

## STEERING

Rack-and-pinion with power assist

**Turning circle**  
 curb-to-curb:  
 35.8 ft

**Steering ratio:** Turns lock-to-lock: 2.6

## SUSPENSION

**Front:** ind, strut located by a control arm, 2-position shocks, coil springs, anti-roll bar

**Rear:** ind; 1 trailing link, 2 lateral links, 1 diagonal link, and 1 toe-control link per side; 2-position shocks; coil springs; anti-roll bar

## WHEELS+TIRES

**Wheel size/type:** F: 8.5 x 19 in, R: 12.0 x 19 in/ cast aluminum

**Tires:** Michelin Pilot Sport Cup;

F: 235/35ZR-19 (87Y), R: 305/30ZR-19 (102Y)

**Spare:** none

## BRAKES

Hydraulic with vacuum power assist and anti-lock control

**Traction Control**  
 YES  NO  
 Defeatable **YES**

**F:** 15.0 x 1.3-in vented, drilled ceramic disc

**R:** 13.8 x 1.1-in vented, drilled ceramic disc

**Stability Control**  
 YES  NO

## ENGINE

Flat-6, aluminum block and heads

**Bore x stroke:** 3.94 x 3.01 in, 100.0 x 76.4 mm

**Displacement:** 220 cu in, 3600cc

**Compression ratio:** 12.0:1

**Fuel-delivery system:** port injection

**Valve gear:** chain-driven double overhead cams, 4 valves per cylinder, hydraulic lifters, variable intake-valve timing

**Power (SAE net):** 415 bhp @ 7600 rpm

**Torque (SAE net):** 300 lb-ft @ 5500 rpm

**Redline:** 8400 rpm

## DRIVETRAIN

**Transmission:** 6-speed manual

**Final-drive ratio:** 3.44:1, limited slip

GEAR	RATIO	MPH PER 1000 RPM	SPEED IN GEARS
I	3.82	5.8	49 mph (8400 rpm)
II	2.26	9.8	82 mph (8400 rpm)
III	1.64	13.5	113 mph (8400 rpm)
IV	1.29	17.1	144 mph (8400 rpm)
V	1.06	20.8	175 mph (8400 rpm)
VI	0.92	24.0	193 mph (8050 rpm)

## TEST RESULTS

### HANDLING

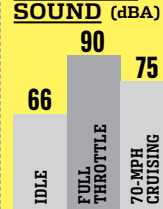
ROADHOLDING



UNDERSTEER



### INTERIOR SOUND (dBA)



## NOTES

With the clutch depressed, engine revs are limited to 6500 rpm, which hampers launch. Once under way, the GT3 RS pulls like mad.

### WEATHER

Temperature: 91°F

Humidity: 18%

Barometric pressure: 27.30 in Hg

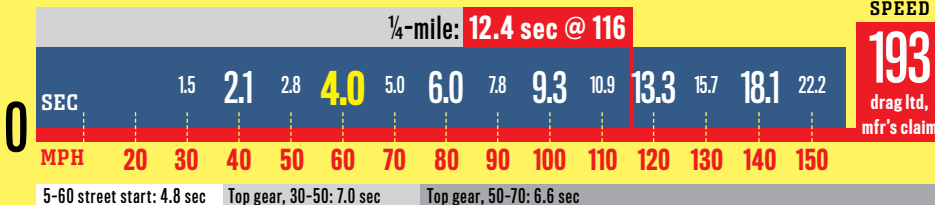
### ODOMETER

Test-vehicle mileage: 1455

### TIRE INFLATION

Test pressures: Front 28 psi Rear 33 psi

## ACCELERATION



## BRAKING



VEHICLE

CHASSIS

POWERTRAIN